


TruVidia™ Cameras

Tailored to meet your needs



Enhancing outcomes for patients and their caregivers:



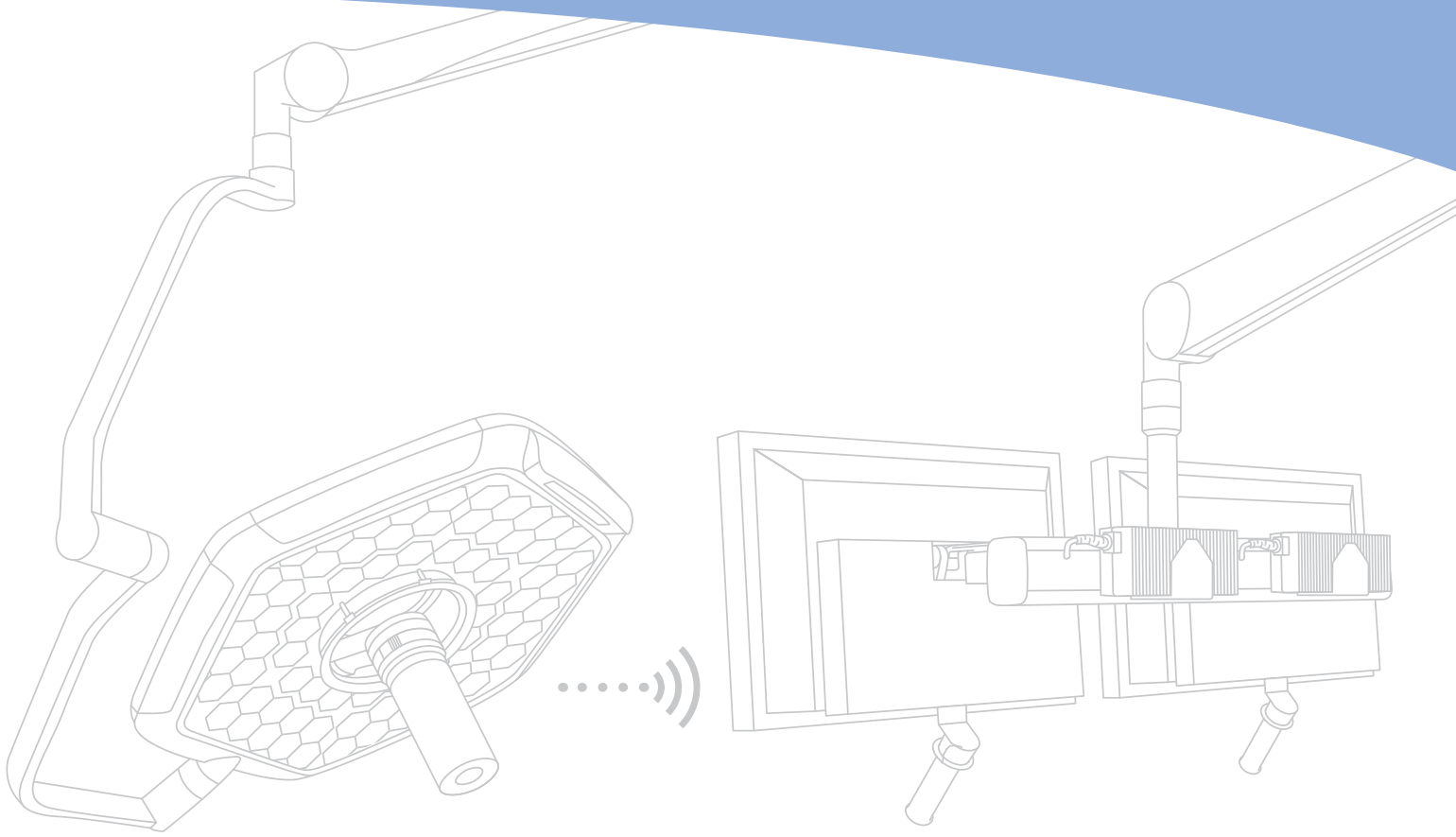
Ready for the future

See more, do more

Rely on the excellent camera systems by Trumpf Medical for your operating environment. The image quality ranges from Full HD to 3D images and videos for optimal support in documentation, interactive collaboration, research, and teaching. Thanks to intelligent architecture, the TruVidia™ Cameras integrate seamlessly into your existing hospital infrastructure.

Trumpf Medical's history of innovative camera solutions continue to set new standards in the operating room. The TruVidia™ HD Camera, launched in 2006, was one of the world's first in-light cameras offering razor sharp images. In 2013, another milestone was reached by adding 3D technology to our camera portfolio. Now, the latest generation, TruVidia™ Wireless Cameras, represent the pinnacle of the portfolio – enabling you to be ready for the future.





TruVidia™ Cameras – a new dimension in work efficiency

- **Rapid image transmission:** Let experts watch a surgical procedure – even if they are on the other side of the world.
- **Comprehensive documentation:** Document operations easily and in more detail than ever before.
- **Enhanced visualization:** Enable observers to gain a realistic impression of your operations.
- **Outstanding flexibility:** Whether integrated into the OR light head or on a separate support arm, experience the outstanding ease of use and optimum flexibility of TruVidia™ Cameras.
- **Proven quality:** Rely on the top quality of Trumpf Medical, one of the technological leaders in OR lighting and camera systems.
- **Integration capability:** Video and data output in all common signal formats for seamless integration with your video management system.



For details on the different camera models, please go to: www.trumpfmedical.com/en/truvidia

A system for every requirement



TruVidia™ Wireless Camera: outstanding images – unimagined flexibility

The TruVidia™ Wireless Camera combines the latest full HD camera technology with the benefits of encrypted and wireless communication. The result is high-resolution, minimal latency images without restrictive cables, even to multiple monitors – making it very easy to retrofit. The camera is operated via a touch screen interface on the wall-mounted control panel or, optionally, from a mobile tablet. In every respect, this is the ideal surgical camera solution for your documentations and teaching needs.

The benefits of the TruVidia™ Wireless Camera

- **Straightforward installation:** installation is simple and only requires a receiver. The result: OR environments can be retrofitted without additional and expensive cabling.
- **Natural, realistic images:** with its full HD technology, the TruVidia™ Wireless Camera offers outstanding image quality. Automatic synchronization of the color temperature between light and camera ensures realistic color rendition.
- **Reliable, secure transfer:** the TruVidia™ Wireless Camera can communicate with up to three receivers and monitors simultaneously - providing reliable, encrypted transfer of the video signal.
- **From manual to integrated:** the TruVidia™ Wireless Camera can be comfortably operated from an intuitive user interface – on a touchscreen, wall-mounted operating panel or a mobile tablet.
- **Sterile operation of all functions:** the TruVidia™ Wireless Camera can be controlled directly and, if desired, sterilely. The user interface enables you to adjust the image section by the zoom and rotation functions.
- **Rapid and flexible data storage:** thanks to an integrated USB interface, with the TruVidia™ Wireless Camera you can quickly save images from the operation to a USB memory stick.



Open to every combination

TruVidia™ 3D Camera: A whole new dimension

The TruVidia™ 3D Camera combines two cameras in one: As well as providing a brilliant 3D image, the 3D camera integrated into the surgical light can also be easily switched to 2D HD format during the procedure. There is then no need to replace every monitor or any other technology with 3D-compatible playback or recording devices. For you, this means high security of investment and future-readiness in the fields of documentation, teaching, and consulting.



TruVidia™ HD Camera: Razor-sharp images

TruVidia™ HD Cameras offer full HD images that are more detailed and realistic than those from previous models. The high-quality codec for digital live streaming of video sequences in HD enables you to share outstanding images with your audience – even if located across the world. You can also save still images or video sequences in the OR, for example on a USB memory stick. The HD system interface is compatible with the TruVidia™ 3D Camera, for retrofitting or flexible management of different camera systems.



All the benefits of the TruVidia™ 3D Camera

- **Outstanding field of vision** because the 3D camera unit is now built into the OR light head.
- **Integrated routing functionality** for two image sources.
- **Compatible** with conventional 3D transfer technologies.
- **Integrated recording and unrestricted streaming** in 2D with 3D as an option.
- **High efficiency** due to compatibility with existing systems and connection options.

All the benefits of the TruVidia™ HD Camera

- **Precise, full HD resolution image quality** approximately five times better than PAL or NTSC.
- **Compact, durable** camera technology.
- **Reliable transmission** of HD signals, including over long distances.
- **High compatibility** with all current systems: 3G SDI, HD-SDI, and DVI.

Added value: Adaptive Light Control Plus (ALC Plus)

ALC Plus supports consistent illumination and optimum video images at varying distances to the OR field: any movement of the light head is detected by a sensor followed by automatic measuring of the distance to the OR site and adjusting the illumination level accordingly.



For details on the different camera models, please go to: www.trumpfmedical.com/en/truvidia

TruVidia™ Cameras: Intelligent, intuitive operating concept

In the OR, there is no room for error. That's why the operating concept of TruVidia™ Cameras was designed to be extremely intuitive and simple. Standard functions such as color temperature balancing between light head and camera, as well as focus functions are automatic on all models. In addition, to suit your requirements, camera models with sterile positioning include functions such as zoom, image, rotation, and snapshot.



Intuitive control from a mobile tablet

TruVidia™ Wireless Camera

Control all functions on the TruVidia™ Wireless Camera with the mobile tablet, which features a sterile option, or with the wall-mounted operating panel. Adjustments of the image section can be controlled using the zoom and rotate functions. In addition, the snapshot feature gives you the ability to save images directly to a USB memory stick.



TruVidia™ 3D Camera control device functions as the control center

TruVidia™ Camera control device

The point of control of the TruVidia™ Camera functions as the communication center for all Trumpf Medical's cabled surgical cameras. Video and image data is produced in all standard signal formats. Optionally, the control device can be fitted to ceiling-mounted pendants such as Trumpf Medical's TruPort™ Supply Unit.



Standardized system interface for all TruVidia® Cameras


Easy to use and replace

Depending on requirements, TruVidia™ Cameras can be flexibly used in various operating rooms. The standardized system interface allows you to easily detach the camera and transfer it to a Trumpf Medical surgical light in a nearby OR. The attachment of the camera handle does not interfere with the mobility or flexible positioning of the light head. TruVidia™ Wireless Camera is backwards-compatible and can be combined with TruLight™ 3000, TruLight™ 5000, iLED™ 5 and iLED™ 3 Surgical Lights.


Accessories: the ideal complement

In addition to camera systems, Trumpf Medical offers a selection of the latest high-resolution LED monitors and monitor holders with cable management. The combination of full HD resolution and automatic synchronization of color temperature between OR light and camera provides you with highly detailed, realistic images at all times – including in 3D.


The optimized cable management in the monitor holders ensure trouble-free storage of all signal cables. The flexible monitor holders in combination with the high-resolution LED monitors provide a clear view of the OR field at all times.



High-resolution LED monitors



Monitor holders with cable management and TruVidia™ Camera Receiver

 To learn more about the monitor holders, go to www.trumpfmedical.com/en/monitor-holder

TruConnect™ OR Integration system

The TruConnect™ OR Integration system is an innovative control and training platform. It enables the central, mobile and, if necessary, sterile operation of various Trumpf Medical™ surgical lights, tables and cameras. Integrated products can be managed intuitively using the graphical interface of the mobile tablet, without the need of other remote controls. The flexible app concept of the TruConnect™ OR Integration system allows for future control of additional devices and solutions.



 Experience the TruConnect™ OR Integration system online under www.trumpfmedical.com/en/truconnect

Hill-Rom is a leading global medical technology company with more than 10,000 employees in over 100 countries. We partner with health care providers by focusing on patient care solutions that improve clinical and economic outcomes in five core areas: **Advancing Mobility, Wound Care and Prevention, Clinical Workflow, Surgical Safety and Efficiency, and Respiratory Health**. Hill-Rom people, programs, and product brands work towards one mission: **Every day, around the world, we enhance outcomes for our patients and their caregivers.**

Trumpf Medical, part of Hill-Rom, is distinguished by high-quality German engineering standards and offers innovative products to improve efficiency and safety in the OR, ICU, and in other clinical environments throughout the care sector. With our customers' requirements as our benchmark and innovation as the foundation of our success, Trumpf Medical delivers total solutions to fit your clinical care needs.

This document is destined solely for use by healthcare professionals. Medical devices shown in this brochure are intended for use with patients in departments of healthcare establishments.

These products are regulated health care products which, where required by applicable regulations, bear a CE mark. Hill-Rom recommends you carefully read the detailed instructions for safe and proper use included in the documentation accompanying the medical devices. The personnel of healthcare establishments are responsible for the proper use and maintenance of these medical devices.

TruVidia™, TruLight™ and TruPort™ are registered trademarks of TRUMPF GmbH + Co. KG.

Hill-Rom reserves the right to make changes without notice in design, specifications and models. The only warranty Hill-Rom makes is the express written warranty extended on the sale or rental of its products.

©2017 Hill-Rom Services, Inc. ALL RIGHTS RESERVED.
Doc. No: 2068169, 15 February 2017

Not all products/options are available in all countries.
For further information about our products or services, please contact your local Trumpf Medical representative or visit our webpage:

www.trumpfmedical.com

Enhancing outcomes for
patients and their caregivers:

Hill-Rom